




Eurasian Development Bank



ACHIEVING FOOD SECURITY THROUGH INFRASTRUCTURE DEVELOPMENT IN LANDLOCKED CENTRAL ASIA

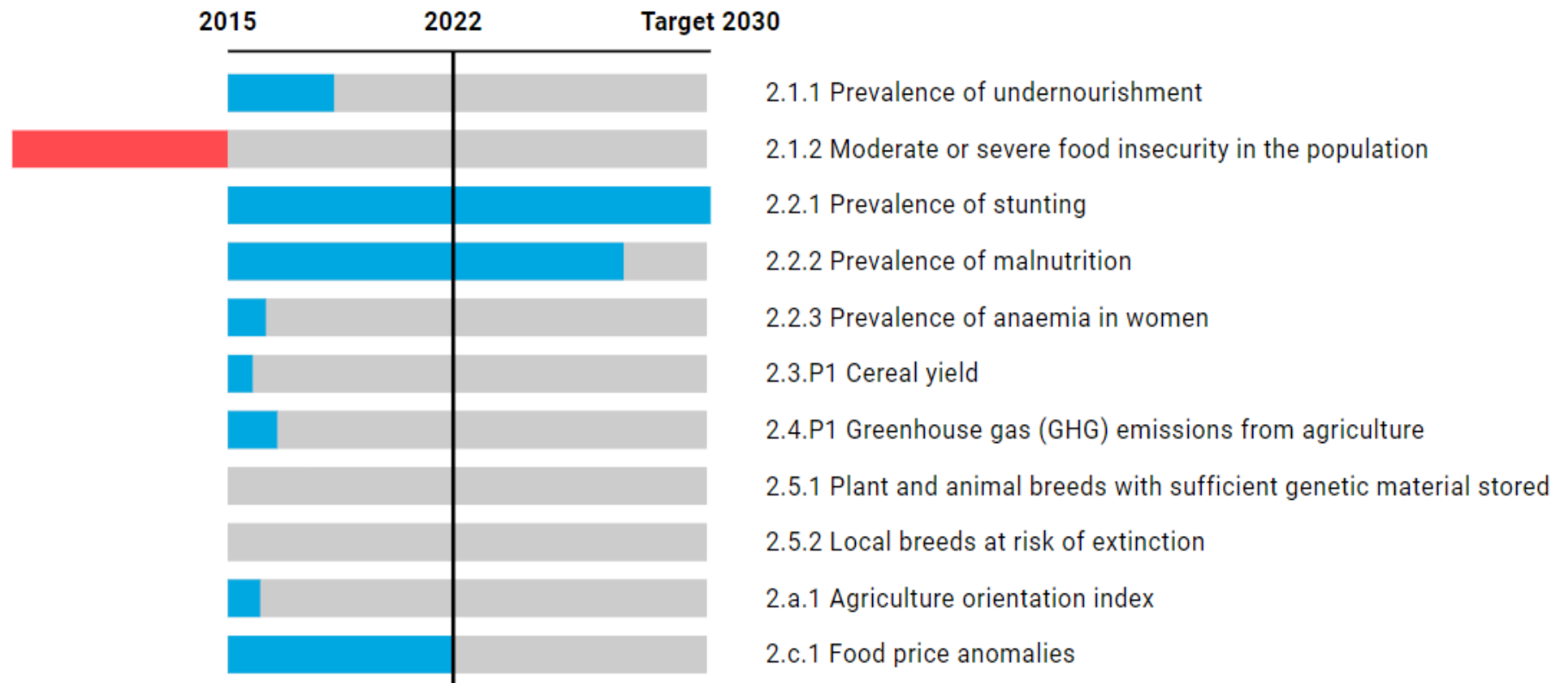
Almaty, 2023
Anna-Maria Chkoniya





A snapshot of SDG 2 progress in the SONCA region as of 2022 underlines the diverse range of challenges faced by the region in eradicating hunger and improving all dimensions of food security

North and Central Asia

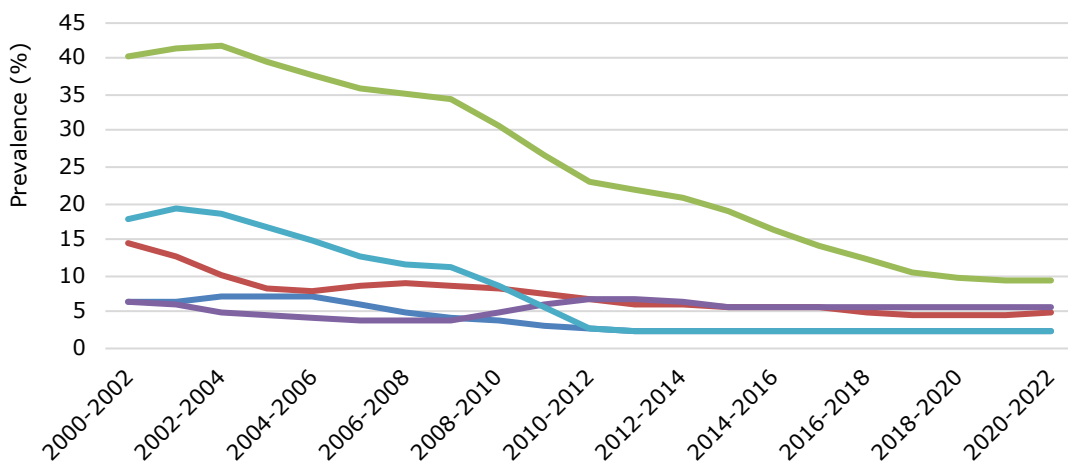


SOURCE: SDG GATEWAY ASIA PACIFIC

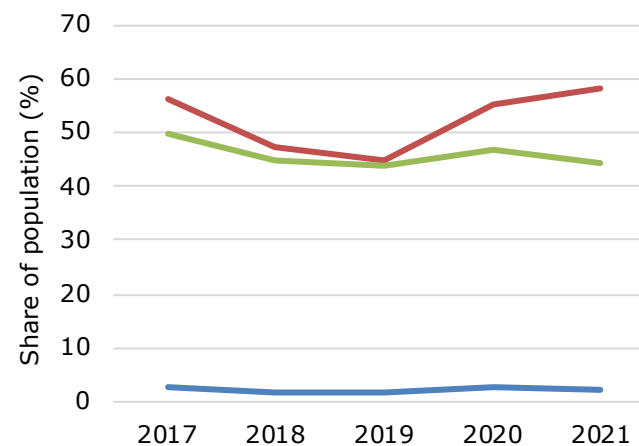


In the context of different and seemingly contradictory trends in undernutrition, obesity and micronutrient deficiencies the region is faced with a very diverse spectrum of food and nutrition challenges

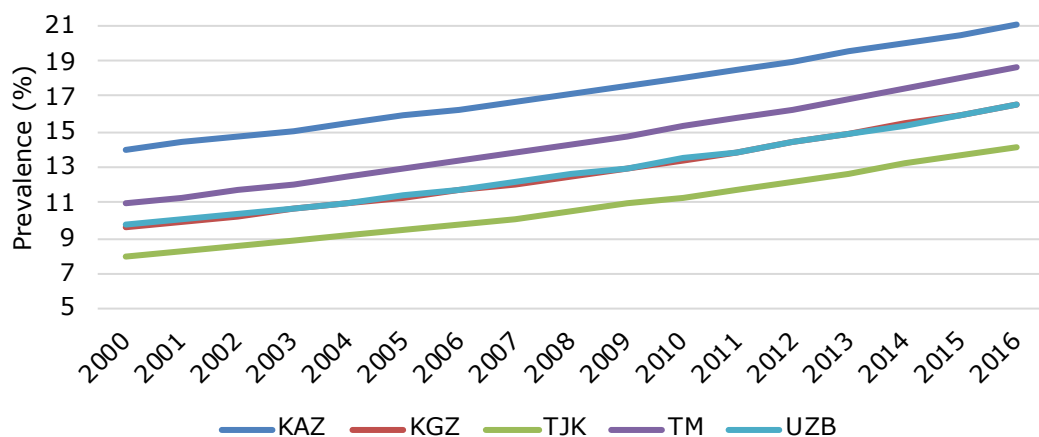
Prevalence of undernourishment (% , 3-year average)



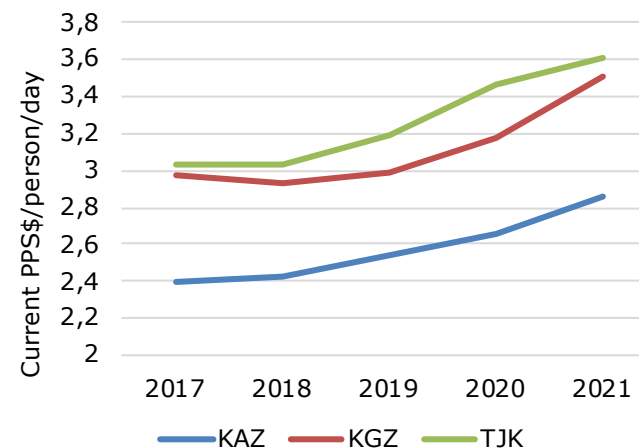
Share of the population unable to afford a healthy diet (%)



Prevalence of obesity in adult population (%)



The Cost of a healthy diet in 2017-2021, current PPP\$/person/day



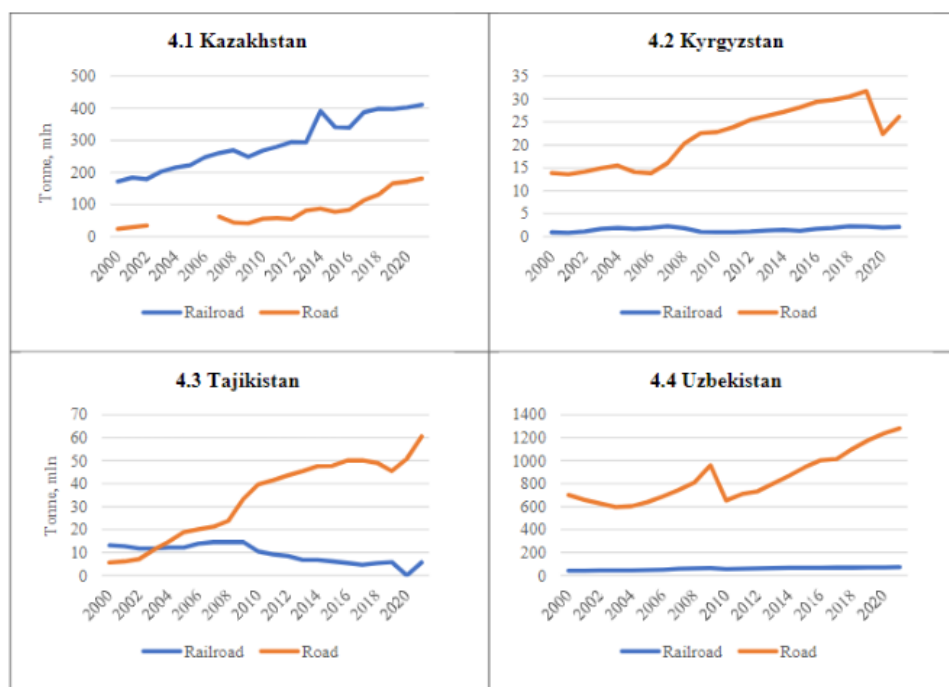
Source: FAOSTAT (2023)

Source: World Bank Food Prices for Nutrition (2023)



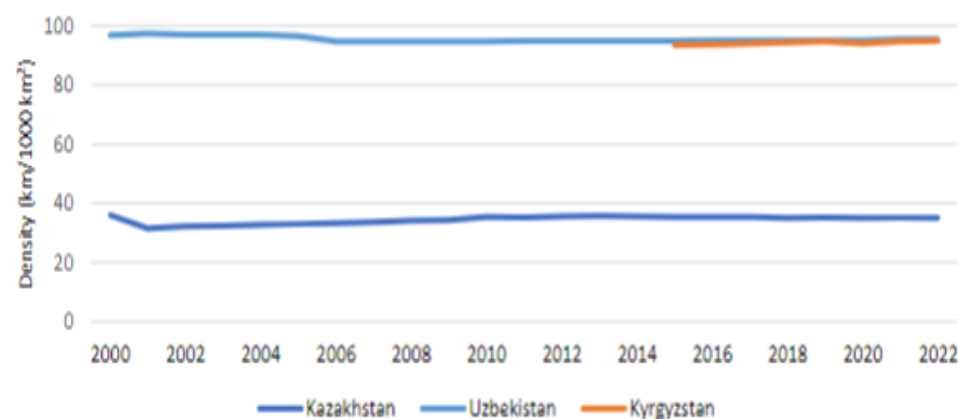
Road freight remains the main mode of transport, which means that an overall improvement of road density and quality will have an impact on the distribution of foodstuffs, especially perishables

Freight by mode for Central Asian countries 2000-2020



Source: Interstate Statistical Committee of the CIS(2023)

Public road density in Kazakhstan, Kyrgyzstan and Uzbekistan (total route in km/1000 km²)

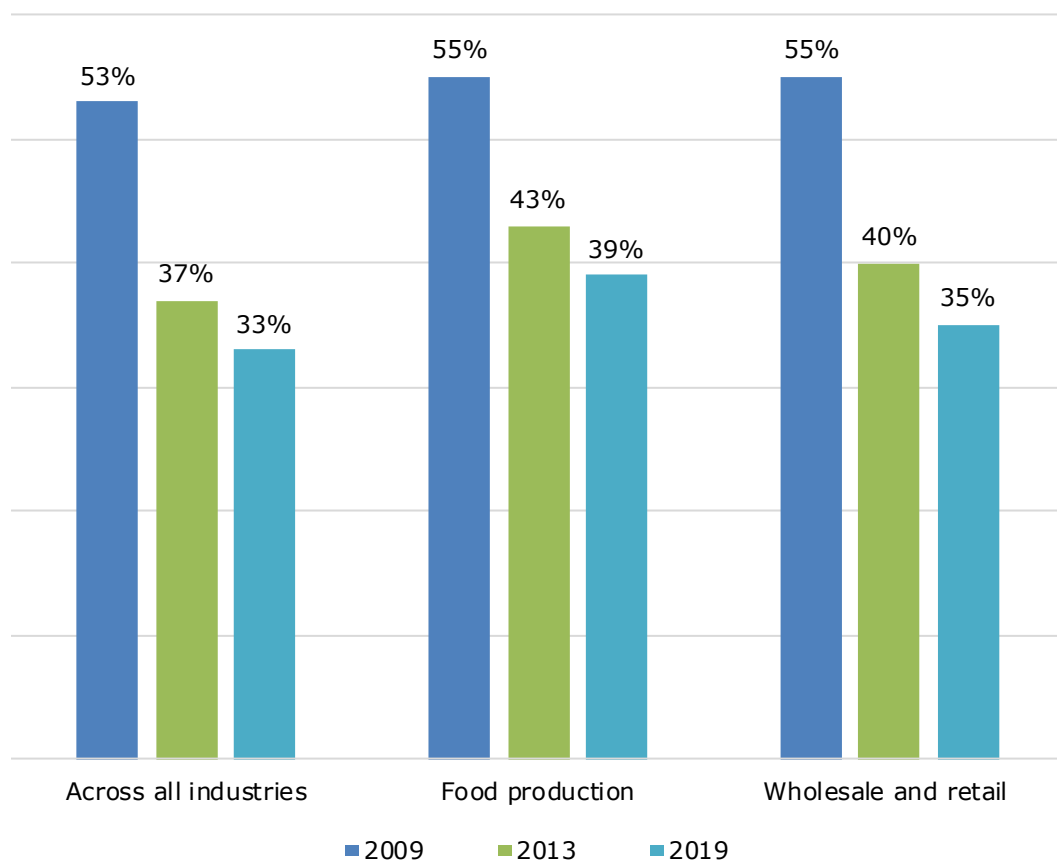


Source: Interstate Statistical Committee of the CIS(2023) and statistics from the Department of Roads of the Ministry of Transport and Communication of the Kyrgyz Republic



The indicators calculated for the food production and wholesale and retail industries demonstrate a potential double or even triple effect of inadequate transport conditions on the price of foodstuffs

Share of enterprises for which transport is an obstacle



Source: Chkoniya A. (2023) based on WB Enterprise Survey Data

Share (%) of enterprises for which transport is an obstacle by country

Country	Across all industries	Food production	Wholesale and retail
KAZ	46%	51%	41%
KGZ	34%	41%	36%
TJK	27%	34%	33%
UZB	21%	22%	25%
Weighted average CA	33%	39%	35%

Share of food production enterprises for which transport is an obstacle by destination

	KAZ	KGZ	TJK	UZB	CA AVG
Local	50%	36%	29%	19%	37%
National	49%	40%	40%	24%	39%
International	80%	60%	0%	38%	58%

Source: Chkoniya A. (2023) based on WB Enterprise Survey Data



The EDB has incepted key investment mega projects as a way to solve issues of food production and distribution, which in turn is set to improve food security in the Central Asian region



1

Eurasian Transport Network



2

Eurasian Commodity Distribution Network

30%

increase in regional food trade

40%

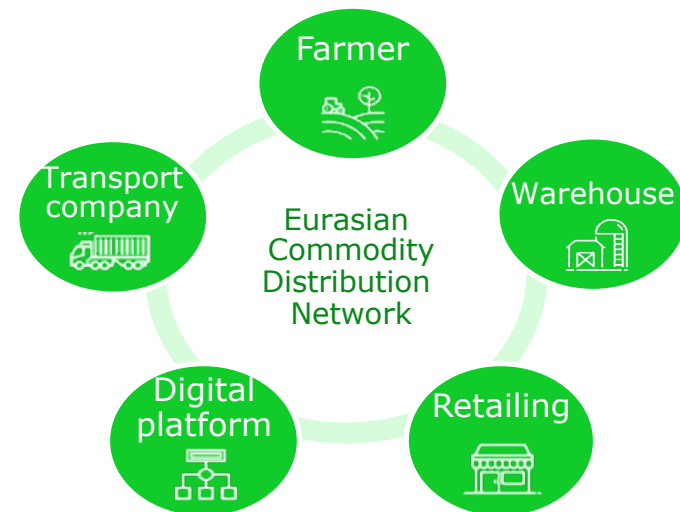
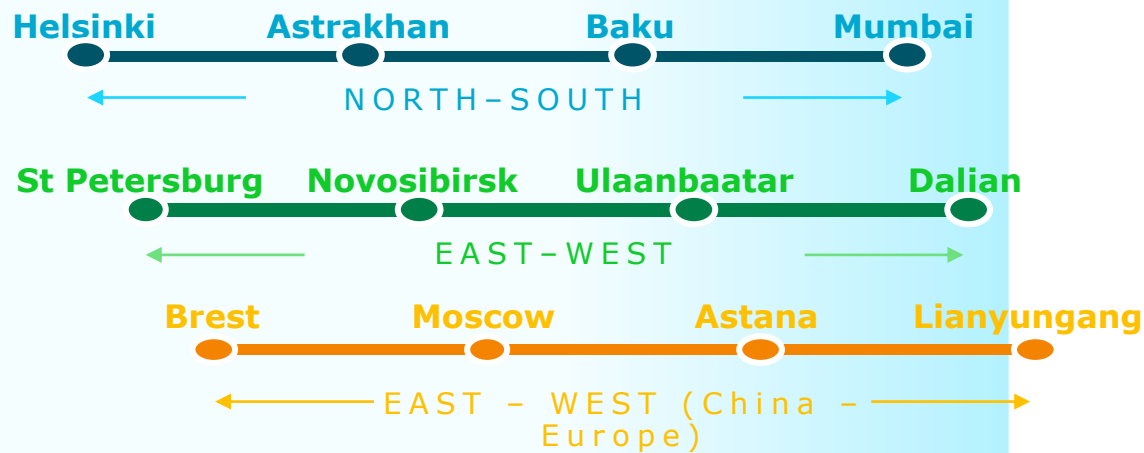
increase in freight traffic

33.7 tonnes

extra storage capacity

280 million

people provided with food



> \$2,6 billion
the Bank's investment





Thank you!



CHKONIYA_AE@EABR.ORG
INFO@EABR.ORG
EABR.ORG